

# How to make a mozzarella cheese sauce

Make a Mozzarella Cheese Sauce



**African Frames**




12 STEPS



INGREDIENTS

1





Enjoy a **Free Trial** of our All-Access Pass!

[LEARN MORE](#)

≡ **B+C** GUIDES [SIGN IN](#)

Measure 1/2 cup of milk, skim or full-fat. The milk will not be added all at once but in three parts. Set aside.

2







Measure some mozzarella to taste. Set aside.

Recommended videos

Powered by AnyClip







One beaten egg. Set aside to add at the end. It's important that the heat is moderate so the egg will not scramble but will blend with the other ingredients.





Add a shaving of nutmeg to the beaten egg.







Measure 2 tablespoons of flour.





Add the flour to a dry pot over moderate heat. Whisk the flour and remove any lumps.





Add 1/3 of the milk. Continue whisking over moderate heat. The mixture will clump but keep whisking. Add the second 1/3 of the milk while continuing to whisk.



Add the final third of the milk.

9



Add 1 tablespoon of butter or margarine, the mozzarella cheese, and then



Add 1 tablespoon of butter or margarine, the mozzarella cheese, and then the egg mixture. Remove from heat and add salt, to taste. Add more nutmeg if you wish and also some white pepper, to taste.

10




Creamy mozzarella sauce. A perfect base for baked pasta dishes.



The sauce can be made one day before it is use. Place some plastic wrap directly on the sauce and cover before refrigerating.






For awesome napkins to compliment your dishes, click on <http://goo.gl/wRi61C>. Thank you for viewing my guide.

♡ LIKE THIS GUIDE







## African Frames

For beautiful napkins to enhance your table settings, please click on the link. Collector of Anything & Everything that Inspires me. SEO expert (in the making:)

📍 USA

## Comments

Add comment...



Sort by Popular ↕

## Related Guides



How to cut & freeze fresh corn off the cob 🌽

by Lucy Hudnall

♡ 31



How to Make Hasselback Chicken with Spring Vegetables with Perdue® Perfect Portions®

by B+C

♡ 6



10 Reasons Why Snail Mail is the Best Mail

by B+C

♡ 42







## How to make a confetti cannon

by B+C

♡ 4



## 10 winter survival tips every parent needs to know

by B+C

♡ 22



## How to DIY Gold Foil Wall Art

by B+C

♡ 119





## How to make your own fruit drink holders

by B+C

♡ 5



## 10 ways to fit being green into your lifestyle

by B+C

♡ 193



## How to make cookie dough cheesecake bars

by B+C

♡ 8







## How to make croque monsieur roll-ups

by B+C

♡ 6



## How to make an enchanted rose + teacups centerpiece

by B+C

♡ 3



## How to make diy collar clips

by B+C

♡ 4



How to throw an epic galentine's day brunch for your gals

by B+C

♡ 2

How to make custom diy wall art for the dorm room

by B+C

♡ 2

How to make banana split cookie cups

by B+C

♡ 3



